



JacotiHearingCenter

User Guide

For Jacoti Hearing Center version 1.3.2

Manufacture Year 2018

Revision 2018-09-27

Table of Contents

1	Intended Use	3
1.1	United States Limitation	3
1.2	Requirements	3
1.3	Apple Earpods	3
1.4	Start-up	4
1.5	Operation	5
1.6	DuoTone™ hearing assessment tests	7
1.6.1	Hearing Center Quick Check	8
1.6.2	Hearing Center Full Test	9
2	Technical Specifications	11
3	Getting help from a hearing professional	12
4	Regulatory Information	13
5	Trademarks	14
6	Warnings & Contraindications	15

1 Intended Use

The intended use of Jacoti Hearing Center is for individuals to perform by means of acoustic signals with controlled intensity hearing self-evaluations in real-life environments without the assistance of a hearing expert.

The Jacoti Hearing Center evaluation outcome may be used by hearing experts for diagnostic purposes and may also be employed as an input for configuring hearing support devices.

1.1 United States Limitation

In the United States of America, Jacoti Hearing Center's intended use is limited to performing hearing assessments using acoustic signals of controlled intensity. Jacoti Hearing Center works for consumer and professional use.

For consumers, Jacoti Hearing Center provides a hearing screening profile for information only. Limit its usage to adults, 18 years of age or older.

When used under the guidance of an audiologist or a hearing professional, Jacoti Hearing Center provides a hearing fitting and an audiometric determination.

1.2 Requirements

The application requires the use of one of the following iPhone models:

5S / 6 / 6 Plus / 6S / 6S Plus / SE / 7 / 7 Plus / 8 / 8 Plus / X

with the operating system iOS 11.x or 12.x and Apple Earpods

1.3 Apple Earpods



Only Apple EarPods earbuds are supported. The 3.5 mm headset connector type works with iPhone models 5S / 6 / 6 Plus / 6S / 6S Plus / SE. Apple EarPods with the Lightning connector type work with iPhone 7 / 7 Plus / 8 / 8 Plus / X.

Note that the microphone can pick up undesired sounds that are caused by friction with your clothes.

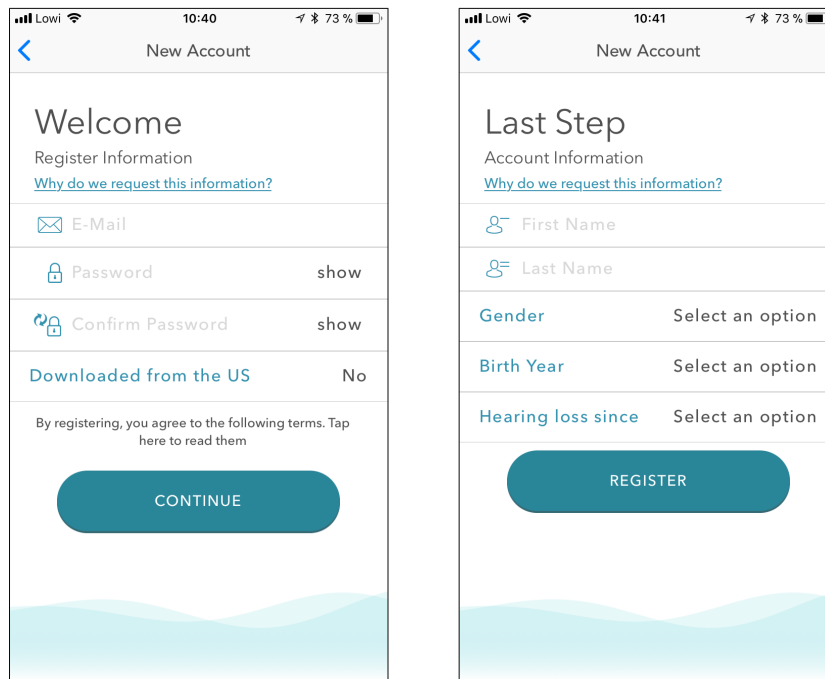
Use hardware buttons on the side of the iPhone to adjust sound volume.

Please refer to the iPhone user manual instructions for proper care, cleaning, updating and, if necessary, replacement of the device and the headphones.

1.4 Start-up

Start using Jacoti Hearing Center by creating an account.

After entering your information and tapping the “register” button, the system will send you a confirmation email. Open this email and click on the link to activate your account.



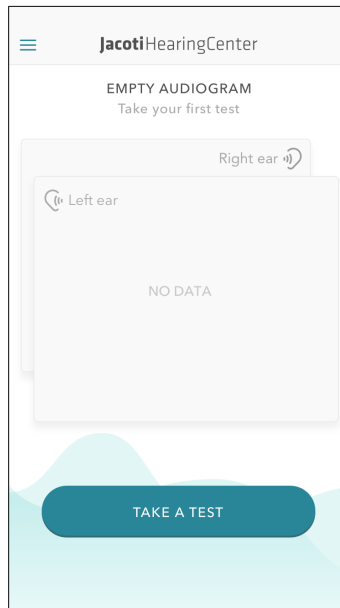
You can now open Jacoti Hearing Center and log in with the provided email and password.

Jacoti Hearing Center can function with or without an Internet connection. However, when used online, the system will securely store your personalized audio profiles on the myJacoti service¹, to work across all your audio applications and to share with a hearing expert of your choice upon request.

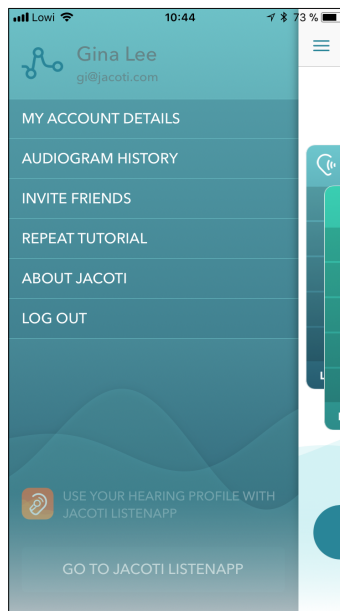
¹Further information on myJacoti can be found at www.jacoti.com/my-jacoti/

1.5 Operation

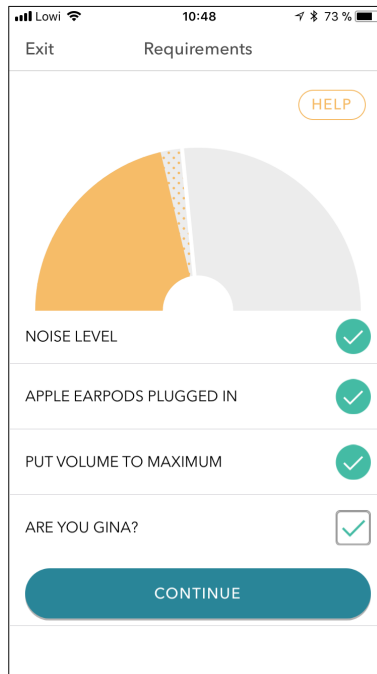
The first time, the main screen features an initial hearing test button, TAKE A TEST. After the initial test, the main screen will additionally show two cards displaying the latest hearing assessment results for both ears.



Tapping the top left corner of the main screen (☰) will take you to the menu shown below.



After you've taken at least one test, you can tap on TRY IT! and you'll hear examples of how Jacoti Hearing Center would personalize sound to your hearing.



After tapping TAKE A TEST on the Main Screen, you will see the Requirements Screen:

- The noise level indicator will warn you if the environment is too noisy. In which case a quieter location is necessary to start the test
- Ensure that Apple Earpods are plugged in
- Set the volume to its maximum level
- Confirm your name to store your test data in your user account

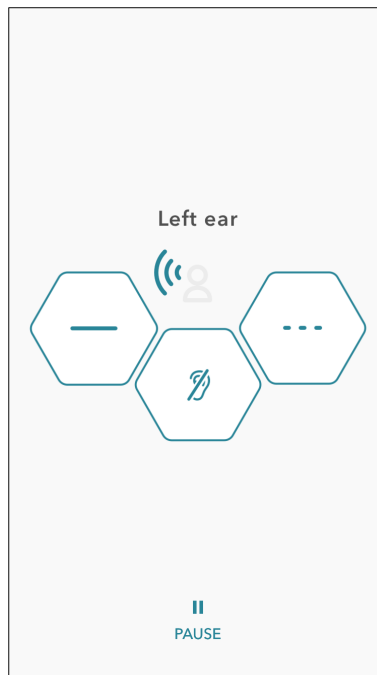
After meeting requirements, an interactive tutorial explains how Jacoti Hearing Center works guiding you on the elements of the test.

1.6 DuoTone™ hearing assessment tests

Jacoti Hearing Center features two different tests: Quick Check and Full Test. Both tests use Jacoti's DuoTone™ patented procedure.

DuoTone uses two pure tones (stimulus A and B) with different audio frequencies to stimulate the user's hearing. Stimulus A contains one long tone in a lower frequency (—), and stimulus B contains three short tones in a higher frequency (- - -). A third stimulus used during the test does not contain any signal at all and represents the silent stimulus (SILENCE).

During the test, the application presents randomly selected stimuli to the subject at different intensity levels. After each stimulus, the subject should indicate the type of stimulus received by tapping the representative buttons on the screen visualising one long tone, three short tones or silence.



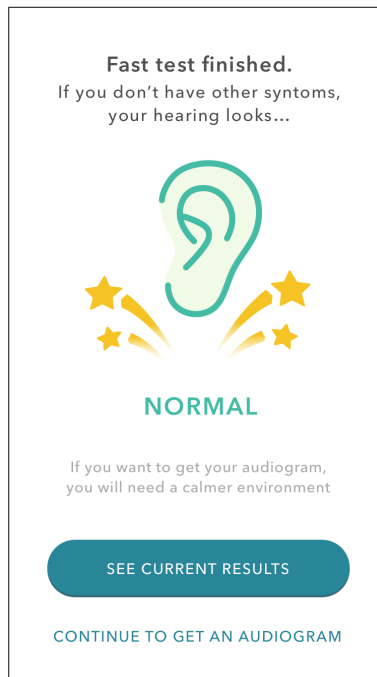
The silence button plays an important role. When stimulus A or B are delivered at an intensity level below the individual's threshold or no signal is delivered, the subject should tap on the SILENCE button.

After the user response, the application presents the next stimulus automatically after a short delay. Based on the user's response to each stimulus, the application emits a new stimulus with 5 dB lower intensity or a new stimulus with 10 dB higher intensity. After three increases of intensity right after a decrease of intensity, the adaptive procedure is completed with the calculation of the detection threshold at each particular frequency. If the user does not answer in 5 seconds, the next stimulus is presented.

You can pause the test at any time by tapping on the PAUSE (||) button, and later either resume or stop the test.

1.6.1 Hearing Center Quick Check

The Quick Check is a fast test that screens the user for hearing loss for an outcome of “Normal Hearing” or “More Testing is Needed”.



After the Quick Check, the user can select to perform a Full Test to get more details about their hearing. Tap “CONTINUE TO GET YOUR AUDIOGRAM” to proceed.

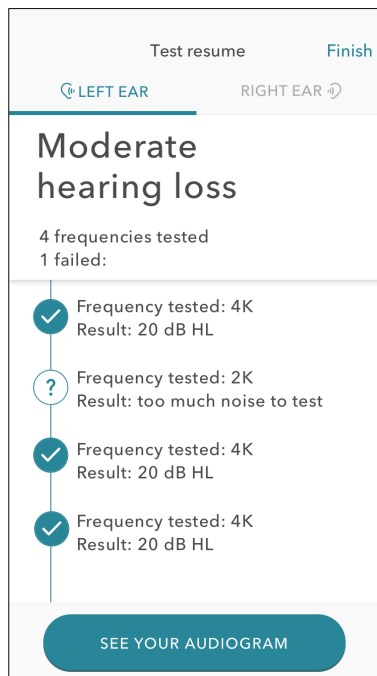
If you received a NORMAL Hearing result from the Quick Check and still wish to take the Full Test, be sure to find an extremely quiet place. Avoid rooms with air conditioning machines, fans, and similar noise sources.

1.6.2 Hearing Center Full Test

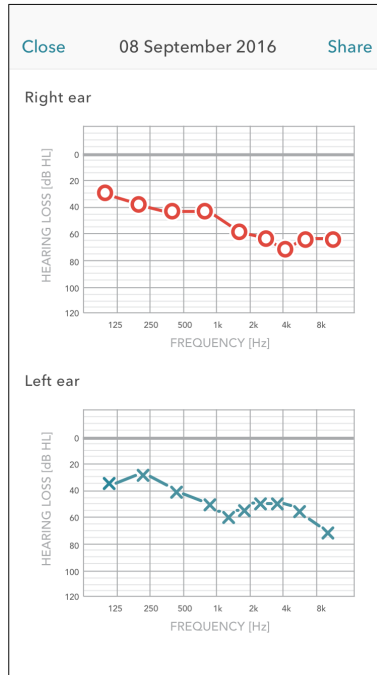
The Full Test requires a very quiet environment and will take between 12 and 15 minutes. During this test, 12 different tones are tested for each ear. For more details, see the Technical Product Specifications below.

Please note: Depending on the user’s hearing and ambient noise, Jacoti Hearing Center may not be able to fully measure all thresholds.

At the end of the test, the “Summary” screen will display thresholds for each successfully tested frequency.



In this “Summary” screen, the user can tap on the “SEE IN AUDIOGRAM” button to display the thresholds represented as a standard clinical audiogram.



By tapping on the button “Share”, the user can share the audiogram or save it as a picture in the smartphone.

In the main screen, the cards will display the hearing assessment results for each ear, indicating whether the user might have hearing loss and to what degree.

2 Technical Specifications

Automatic noise level detection.

Automatic DuoTone™ air conduction procedure. Rate of change in sound pressure level is either 5 dB or 10 dB (due to the adaptive procedure).

Stand-alone Software Application

Safety and design Standards: 21 CFR 820 and ISO 13485 as applicable.

The transducers (Apple Earpods) have been calibrated using a G.R.A.S. 45CA test fixture equipped with a RA0045 occluded ear simulator connected to an NTi XL2 sound level meter (all of them are IEC 60318-4 compliant). The method used for calibration is the “threshold-determination method” as described in ANSI S3.6-2010 §D.4 of Annex D, using a HDA200 as reference headset. The measured values for the RETSPL, as well as the passive noise attenuation of the Apple Earpods and the operating output level range, are displayed in the table below.

Frequency (Hz)	Output min level (dB HL)	Output max level (dB HL)	RETSPL	Attenuation (dB)
125	10	85	17.9	0
250	10	85	11.3	0
500	10	85	7.4	0
750	10	85	3.9	0
1000	10	85	3.1	0
1500	10	85	4.3	2
2000	10	85	8.3	1
3000	10	85	8.2	-7
4000	10	85	6.8	-7.5
6000	10	85	9.4	-1
8000	10	85	13.9	-2.5
12000	10	85	13.1	-6

Frequency accuracy: less than $\pm 0.1\%$

Stimulus intensity accuracy: less than $\pm 1\text{ dB}$

Total Harmonic Distortion

For $250\text{ Hz} \leq \text{freq} \leq 4000\text{ Hz}$: THD < 1%

For the frequencies outside this range: THD < 2%

3 Getting help from a hearing professional

You can ask a hearing professional to help you assess your hearing loss and determine if you have a hearing loss.

4 Regulatory Information

Jacoti Hearing Center is separately FDA listed as a Class II Medical Device in the U.S. and a Class IIa MDD (meets the requirements of Annex II of the Medical Device Directive 93/42/EEC) and is CE Registered in Europe. As a medical device, designed, developed and manufactured by quality system compliant with 21 CFR Part 820 (United States) and ISO13485 standards, meaning it aligns with the quality requirements of U.S. and international regulatory agencies for medical devices.

Jacoti's regulatory page: <http://www.jacoti.com/regulatory/> provides the full text of the Declaration of Conformity for Jacoti Hearing Center .

5 Trademarks

Jacoti[®], ListenApp[®], HearingKit[®], HearingKit[®] and DuoTone[®], Intheat[®], Classmate[®] and Lola[®] are registered trademarks of Jacoti bvba.

Apple[®], iPhone[®], iPad[®], iPod touch[®] and EarPods[®] are registered trademarks of Apple Inc.

6 Warnings & Contraindications



Jacoti Hearing Center should only be used with original Apple EarPods headphones. If you have hearing aids, do not use Jacoti Hearing Center together with your hearing aids



Partial occlusion of the human ear canal by the EarPods headphones can lead to an irritation of the outer ear. In this case, please consider reducing the usage of Jacoti Hearing Center and consult your local ENT doctor.



If you know or feel there is anything wrong with your ears or balance, please consult with your doctor or your hearing health professional.



In order to use Jacoti Hearing Center for many hours, keep the device battery charged.



Jacoti Hearing Center version 1.3.2 can be safely used until 10/2019. After this date, this version of Jacoti Hearing Center is no longer supported by Jacoti bvba. Check for updates, as newer versions of Jacoti Hearing Center might be available in the app store.



You can find our privacy policy, trademarks and intellectual property information on our web page at www.jacoti.com.



Jacoti Hearing Center is not supported on jailbroken devices.



Jacoti Hearing Center requires that the person who is being assessed registers and logs in myjacoti. If some other individual wants to take the test, log out and initiate a new login session with the application.



To ensure accurate results, make sure that all the values in Settings/General/Accessibility/Hearing are set to their defaults: Mono Audio off and L/R balance Centered.

Contact

COMPANY HEADQUARTERS

Jacoti bvba
Vlamingstraat 4,
8560 Wevelgem / Belgium

www.jacoti.com
info@jacoti.com
press@jacoti.com

DEVELOPMENT CENTER (SPAIN)

Jacoti Hearing Technologies S.L.
Via Augusta 158, 8-2
08006 Barcelona / Spain



Jacoti bvba
Vlamingstraat 4
B 8560 Wevelgem
Belgium



About Jacoti

We make state-of-the-art hearing solutions accessible and affordable for hearing-impaired individuals all over the world. As a company we realize this mission by focusing on the development and commercialization of hearing aid software and hearing support systems. We achieve this by integrating our proprietary technology with internet-ready consumer hardware such as smartphones.