



Jacoti ListenApp

User Guide

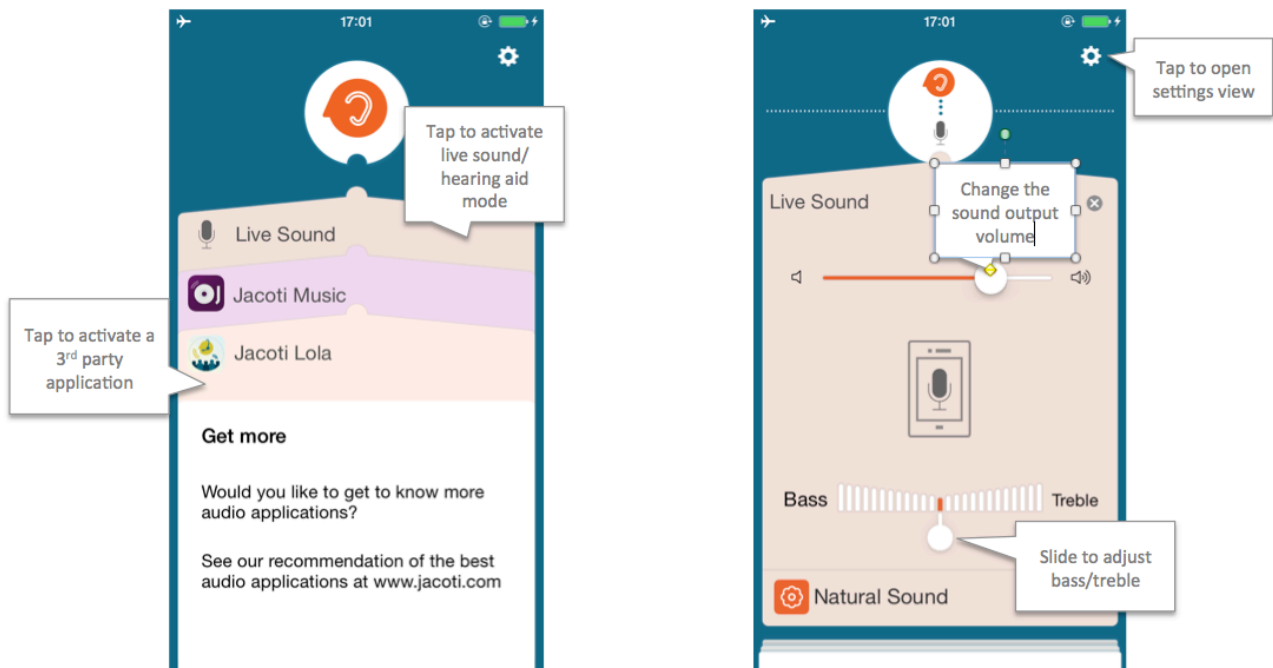
for Jacoti ListenApp® Version 2.0
revision June 26th, 2014

What does Jacoti ListenApp do?

Jacoti ListenApp is a software hearing aid that amplifies sound and hereby compensates for impaired hearing, and has been certified as a medical device in the EEA. It is indicated for mild to moderate hearing losses. You need an audiogram that has been measured by a hearing professional. The audiogram documents your individual hearing loss and is used by Jacoti ListenApp to compensate for your impaired hearing: Jacoti ListenApp amplifies some frequencies more than others. Jacoti ListenApp also amplifies soft sounds more than loud sounds and it detects and reduces noise signals. You can use Jacoti ListenApp with an iPhone 4S / 5 / 5C / 5S and with an iPod Touch 5th generation or above. The version of iOS must be iOS 7.0 or higher.

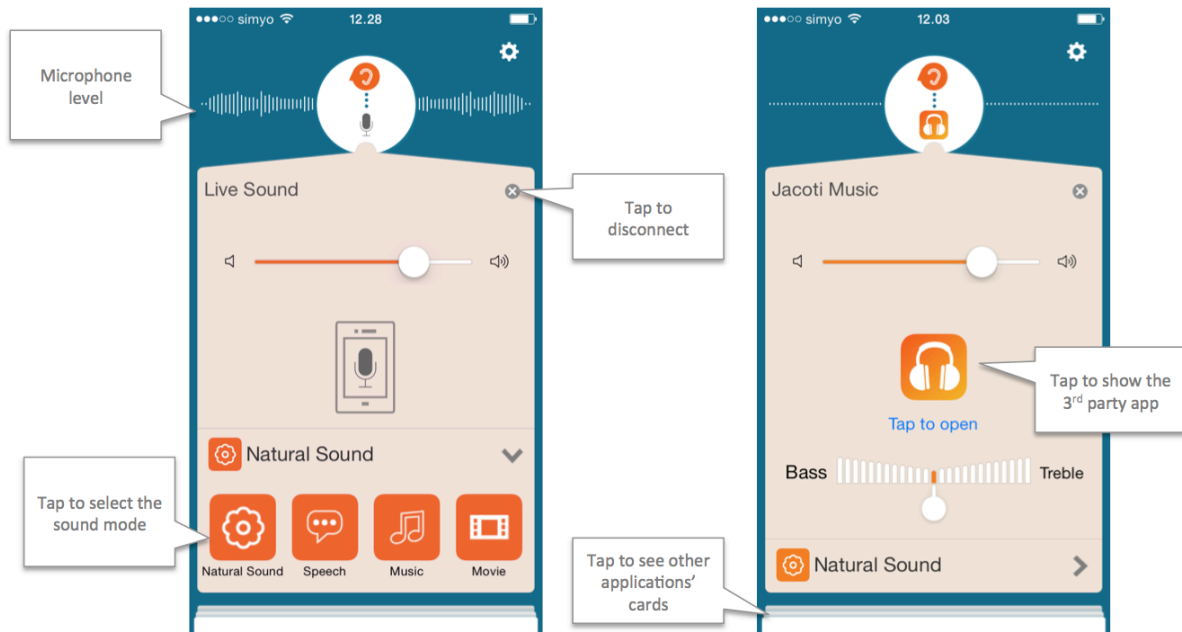


You should use the original Apple EarPods with remote and microphone that allow you to adjust the sound level in the remote. Note that the microphone can pick up undesired sounds that are caused by friction with your clothes. You can also change the volume of the sound with the hardware buttons on the side of the device.



The main screen features a set of cards, which represent applications supported by Jacoti ListenApp. Namely, it supports Live Sound mode (aka hearing aid) and 3rd party applications like Jacoti Lola™ and Jacoti Music. Upon tapping on the card, Jacoti ListenApp starts processing audio coming from that application and the user interface looks like the right hand screen. On addition to the device volume buttons, a volume slider allows you to easily adjust the sound volume for

live sound mode as well as for third-party sound generating apps. Another slider allows you to tune the bass/treble balance.

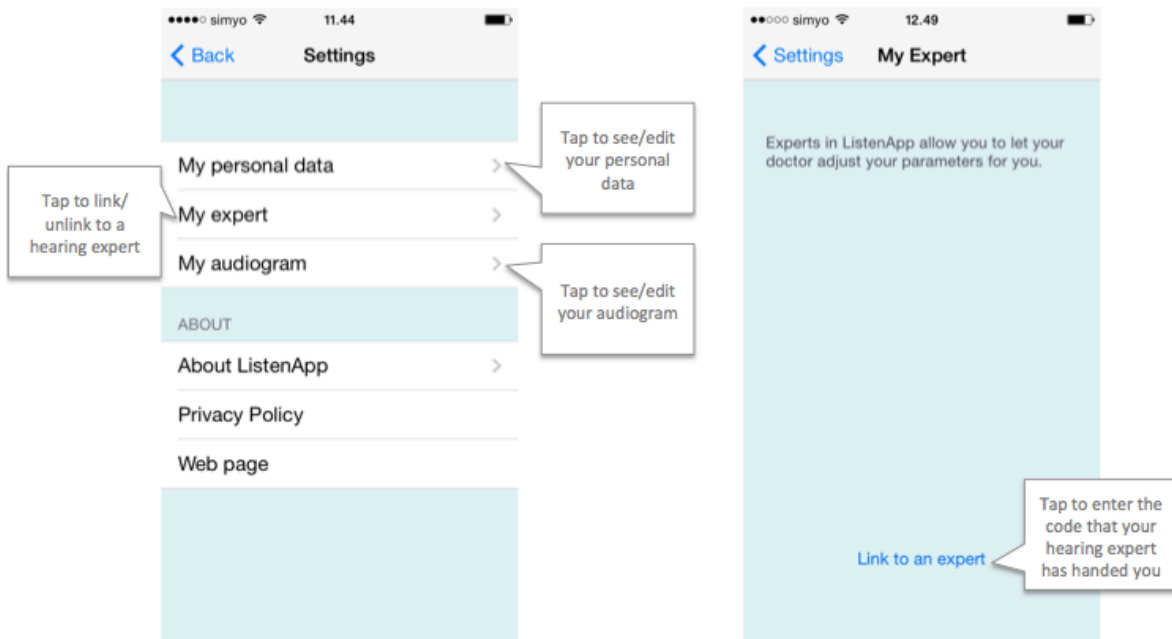


The top area of the application shows the sound level being processed by Jacoti ListenApp. In the above picture, the sound level corresponds to the microphone level as Jacoti ListenApp is in live sound mode.

In order to switch applications, either disconnect the app by clicking on the top-right cross and tap on the desired application, or tap on the lower stacked cards and, again, tap on the desired application card.

In the sound mode “Natural Sound”, Jacoti ListenApp compensates for your hearing loss, and makes no assumptions about the listening situation. The “Speech” mode has been optimized specifically for speech understanding. This is a mode that can be helpful during meetings or presentations, to watch TV, or when chatting with friends and family. Two more modes are added for multimedia sound experience: “music” and “movie” modes.

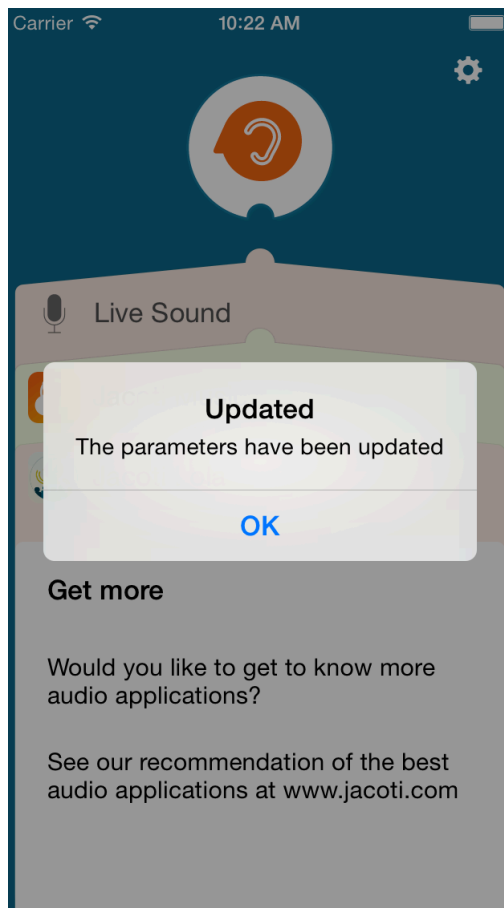
The top-right gear icon takes you to the settings screen.



The settings view allows viewing and editing your personal data, your audiogram, and linking to a hearing expert so he can remotely fit Jacoti ListenApp for you. The expert screen prompts you to enter an invitation code, which should be handed to you by the hearing expert. Upon entering the code, you get automatically linked and the remote fitting process may start.

Notifications

Whenever an expert changes any parameters of a user profile through the web interface, these changes will be downloaded into the device of the user the next time the user starts the app.



Getting help from a hearing professional

You can ask a hearing professional for help to find better settings of Jacoti ListenApp. The hearing professional can visit the web page <https://restricted.jacoti.com> to become a Jacoti Hearing Expert. He can then access more parameters in Jacoti ListenApp and he can also change parameters remotely over the Internet.

Declaration of Conformity

This Jacoti product meets the requirements of Annex II of the Medical Device Directive 93/42/EEC. The full text of the Declaration of Conformity can be obtained from the manufacturer.

Trademarks

Jacoti® and ListenApp® are registered trademarks of Jacoti bvba.

Jacoti Lola™ is a trademark of Jacoti bvba

Apple®, iPhone®, iPad®, iPod touch® and EarPods® are registered trademarks of Apple Inc.

Warnings



Jacoti ListenApp® should only be used with original Apple EarPods headphones. On the 5th gen iPod Touch, you have to use the Apple EarPods with remote and microphone. If you have hearing aids, do not use Jacoti ListenApp® together with your hearing aids.



Be aware that when a 3rd-party sound generating application is connected, Jacoti ListenApp® does not capture audio from the microphone.



Partial occlusion of the human ear canal by the EarPods headphones can lead to an irritation of the outer ear. In this case, please consider reducing the usage of Jacoti ListenApp® and consult your local ENT doctor.



In order to use Jacoti ListenApp® for many hours, keep the device battery charged.



Jacoti ListenApp® cannot amplify sound during a regular phone call.



Jacoti ListenApp® version 2.0 can be safely used until June 2015. After this date, this version of Jacoti ListenApp® is no longer supported by Jacoti bvba. Check for updates, a newer version of Jacoti ListenApp® might be available in the app store.



Only use Jacoti ListenApp® if you have a recent audiogram and a hearing loss within the fitting range of Jacoti ListenApp®.



You can find our privacy policy, trademarks and intellectual property on our web page at <http://www.jacoti.com/>



Jacoti ListenApp® is not supported on jailbroken devices

Manufacturer



Jacoti bvba
Dr. Theo Tutsstraat 45
B 2530 Boechout
Belgium



You can contact us at info@jacoti.com